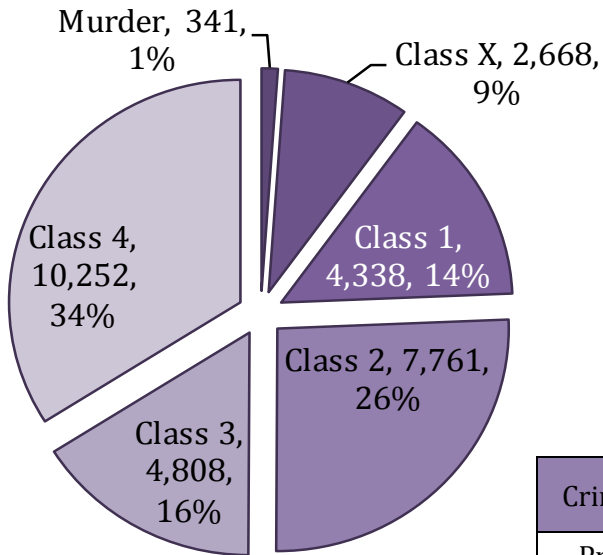


2014 Admissions to IDOC

State Fiscal Year 2014,
30,208 total admissions

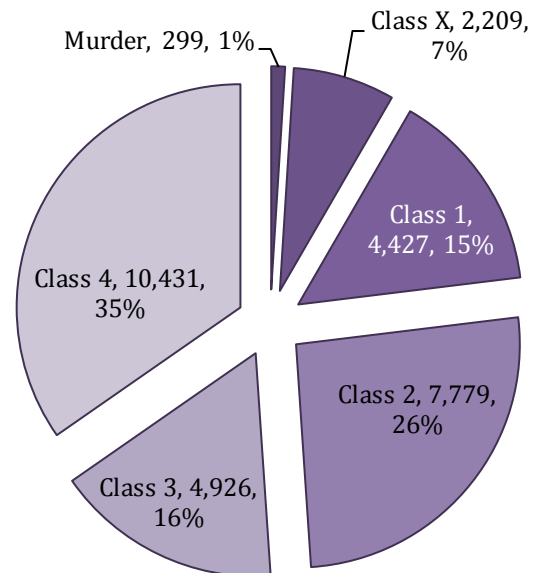


Crime Type	Class 4 Top Holding Offenses	Number of Cases	Percent of Class
Drug	Possession Controlled Substance	3,253	31.7
Property	Theft	1,813	17.7
Other	Driving Revoked License	955	9.3
Drug	DUI	849	8.3
Person	Domestic Battery	590	5.8

Crime Type	Class 2 Top Holding Offenses	Number of Cases	Percent of Class
Property	Burglary	1,720	22.2
Drug	M/D Controlled Substance	1,435	18.5
Other	UUW Felon	857	11.0
Person	Robbery	606	7.8
Drug	DUI	489	6.3

2014 Exits from IDOC

State Fiscal Year 2014,
30,132 total exits



Crime Type	Class 4 Top Holding Offenses	Number of Cases	Percent of Class
Drug	Possession Controlled Substance	3,314	31.8
Property	Theft	1,777	17.0
Other	Driving Revoked License	964	9.2
Drug	DUI	912	8.7
Other	UUW	583	5.6

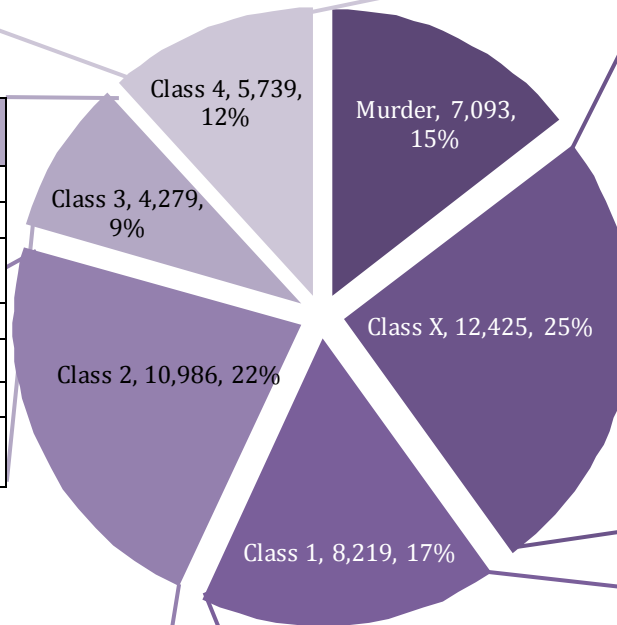
Crime Type	Class 2 Top Holding Offenses	Number of Cases	Percent of Class
Person	Burglary	1,837	23.6
Drug	M/D Controlled Substance	1,129	14.5
Other	UUW Felon	975	12.5
Person	Robbery	606	7.8
Drug	DUI	501	6.4



Crime Type	Class 4 Top Holding Offenses	Number of Cases	Percent of Class
Drug	Possession Controlled Substance	1,841	32.1
Property	Theft	1,053	18.3
Other	Driving Revoked License	554	9.7
Drug	DUI	487	8.5
Person	Domestic Battery	457	8.0
Other	UUV	150	2.6
Person	Violate No Contact/Order of Protection	146	2.5

June 30, 2014 IDOC Population

48,921 Inmates Held
Six Felony Classes
Top 7 Largest Crimes



Crime Type	Class X Top Holding Offenses	Number of Cases	Percent of Class
Person	Criminal Sexual Assault	3,245	26.1
Person	Robbery	2,348	18.9
Drug	M/D Controlled Substance	1,712	13.8
Person	Murder	1,266	10.2
Person	Aggravated Battery	1,183	9.5
Person	Home Invasion	822	6.6
Other	Armed Habitual Criminal	616	5.0

Crime Type	Class 3 Top Holding Offenses	Number of Cases	Percent of Class
Property	Theft	1,024	23.9
Person	Aggravated Battery	800	18.7
Sex	Sex Offender Registration-related	380	8.9
Other	UUV Felon	354	8.3
Property	Forgery	267	6.2
Other	Escape	194	4.5
Drug	Possession Controlled Substance (not Cannabis)	172	4.0

Crime Type	Class 2 Top Holding Offenses	Number of Cases	Percent of Class
Property	Burglary	2,697	24.5
Drug	M/D Controlled Substance	1,877	17.1
Other	UUV Felon	1,130	10.3
Drug	DUI	884	8.0
Person	Robbery	726	6.6
Person	Criminal Sexual Abuse	681	6.2
Property	Stolen vehicle	577	5.3

Crime Type	Class 1 Top Holding Offenses	Number of Cases	Percent of Class
Drug	M/D Controlled Substance	2,310	28.1
Property	Burglary	2,057	25.0
Person	Robbery	942	11.5
Person	Criminal Sexual Assault	862	10.5
Drug	Possession Controlled Substance (not Cannabis)	392	4.8
Person	Discharge Firearm	356	4.3
Person	Murder	323	3.9

Source: SPAC analysis of IDOC data. Analysis excludes a small number of special cases.